LED for Horticulture

Features of Allix LED for Horticulture



ALLIX's phosphor conversion technology

ALLIX has developed its unique phosphor conversion technology to produce specialized plant-growth LED packages. Two different wavelengths can be emitted in a single LED package.

Characteristics of SMD 5630 Pkg.

Phosphor Converted LED

Device No.	Wp[nm]	Wd[nm]	PPF [μmol/s]	PPF/W [μmol/J]	Iv[mcd]	CIE x	CIE y	IF[mA]	VF[V]
AT56SNP (PG645)	646	590	0.25	1.33	5250	0.5224	0.4024	65	2.9
AT56SNP (PG655)	654	618	0.21	1.11	1750	0.6637	0.3143	65	2.9
AT56SNW (PGWH)	451	603	0.30	1.59	6750	0.3901	0.3375	65	2.9
AT56SNP (PGRB)	650	830	0.27	1.43	3000	0.4494	0.2184	65	2.9

Pure chip type

Device No.	Wp[nm]	Wd[nm]	PPF [μmol/s]	PPF/W [μmol/J]	Iv[mcd]	CIE x	CIE y	IF[mA]	VF[V]
AT56SNB (PG455)	455	458	0.32	1.70	1100	0.1529	0.0251	65	2.9
AT56SNR (PG660)	658	650	0.07	0.49	1000	0.7143	0.2793	65	2.1
AT56SNI (PG730)	736	648	0.11	0.77	Φe[mw] 17	0.7291	0.2781	65	2.2

* All measured values are typical.
* PAR is the photosynthetic active radiation from 400 to 700nm.
* PG730 typical PPF is measured from 700 to 800nm.
* The maximum current is 180 ~ 200mA.

Spectrum

Chlorophyll A required for plant growth Chlorophyll B provides wavelengths that are absorbed by one package, providing more equal light to plants than the combination of Red & Blue chip LEDs (conventional method). In particular, ALLIX-retained phosphor compounding technology can be used to implement a rich spectrum in the Red region.

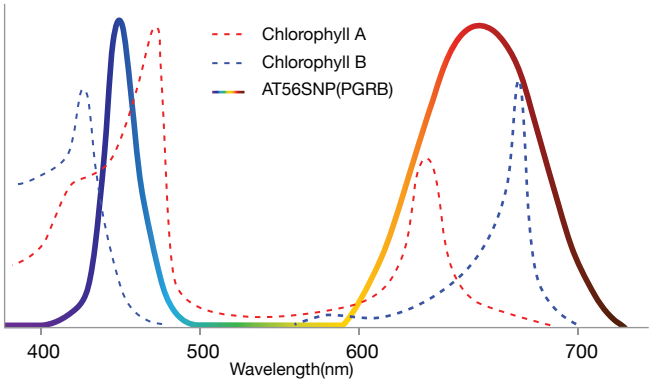

Phosphor Converted LED

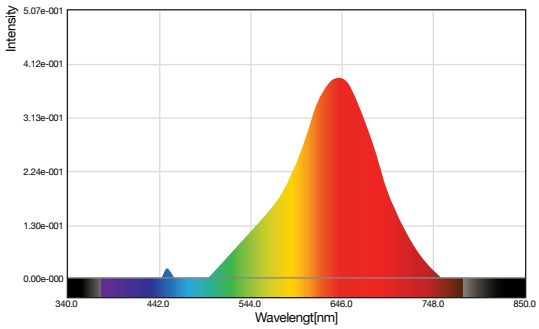

AT56SNP(PG645)

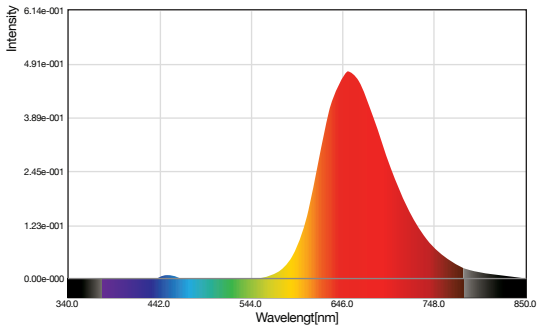

AT56SNP(PG655)

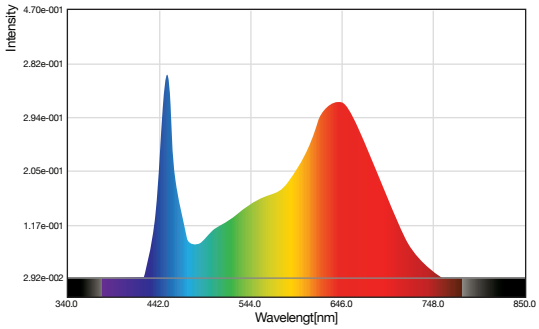

AT56SNW(PGWH)

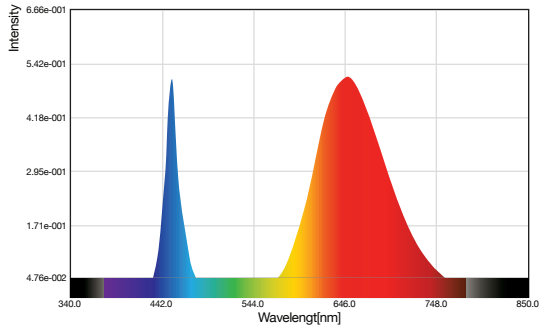

AT56SNP(PGRB)

Pure chip type

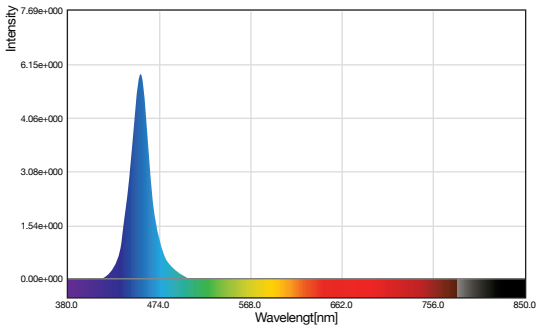

AT56SNB(PG455)

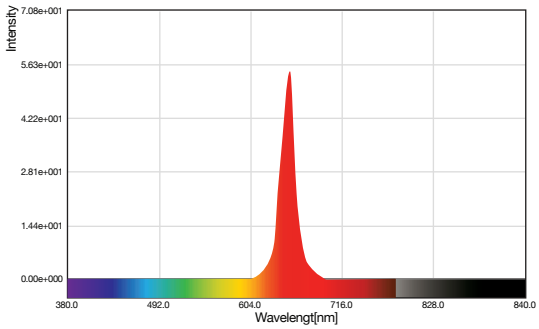

AT56SNB(PG660)

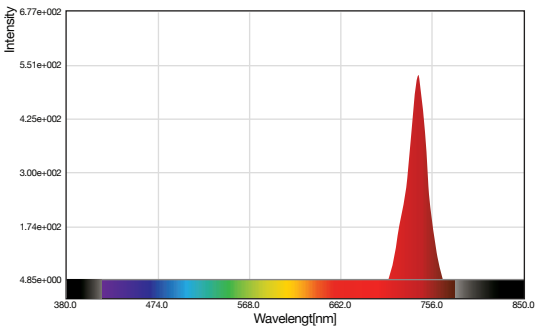

AT56SNI(PG730)

Package List

Available in all package type.

Type	Size	Advantage
SMD	5630 	- Standard model. - Highest efficiency. - Suitable for middle power LED.
	5450 	- Versatility is good when replacing the existing light source. - Wide LES (Light-Emitting Surface) compared to other SMD.
	2835	- Small size, multiple devices can be mounted on the same area. - Suitable for middle power LED with wide heat dissipation slug.
	3535	- Produced by flip chip method suitable for 1W high power purpose. - Dome lens application.
	1818	- Produced by flip chip method 1 to 2 W high power suitable for purpose. - Power with large area ratio.
COB	13 × 13 ~ 38 × 38 (mm)	- Ideal for high light requirements in a small area. - 4 ~ 100W can be designed by size. - High wattage in small area compared to SMD type.

Module

Available in Any color, Any size, Any shape

From linear shape to round shape, we can tailor-make your own board.

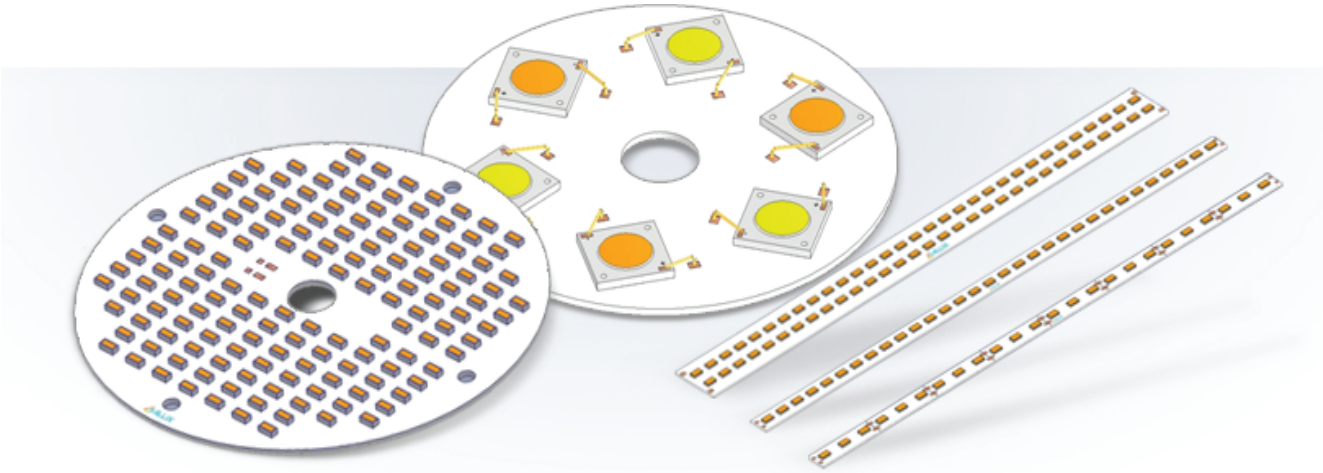









Contact Us

Headquarters

Sales & Technical Support
Email : yuy43@allixs.com
Tel. : +82 63-210-9882
Mobile : +82 10-6405-9243 (Supported language : English)
Mobile : +82 10-3024-7747 (Supported language : Japanese)
Fax : +82 63-214-8519
Add. : 69 Ballyong-ro Deokjin-gu Jeonju-si Joenbuk 54853, South Korea

Seoul Office

Email : founder.mun@allixs.com | founder.mun@gmail.com
Tel. : +82 070-4347-8403
Mobile : +82 10-9587-9666 (Supported language : English)
Mobile : +82 10-3024-7747 (Supported language : Japanese)
Fax : +82 2-515-5693
Add. : 5F 10 Bongeunsa-ro 6-gil Gangnam-gu Seoul, South Korea

US & Canada Sales

Sales Representative : ALTP & Associates LLC
Email : sales@altpllc.com
Tel. : +1 847-821-0032
Mobile : +1 847-341-3557
Add. : PO Box 7416 Buffalo Grove, IL 60089-7416, USA

LED Green Light International LLC
Email : keechulsong@naver.com
Tel. : +1 208-860-9562
Mobile : +82 10-5500-3670
Add. : 4115 Challenger Way Caldwell, Idaho 83605

EU Office

EuroAsia GmbH
Email : ravenkang@allixs.com
Tel. : +49 211-9307-3530
Fax : +49 211-1792-1622
Mobile : +49 173-737-4010
Add. : Graf Adolf Str.98 40210 Duesseldorf Germany

EuroLighting GmbH
Email : w.endrich@eurolighting.de
Tel. : +49 7452-6007-966
Fax : +49 7452-6007-8966
Mobile : +49 151-27646001
Add. : Hauptstrasse 56 D-72202 Nagold, Germany